

1/24/22, 12:40 PM



In following-up, pls. cite DMS ref #
2022-ROIVA-0006820

REPUBLIC OF THE PHILIPPINES
DEPARTMENT OF BUDGET AND MANAGEMENT
2/F Arcache Building, General Solano, Corner Nepomuceno St, San Miguel, Manila

ACKNOWLEDGEMENT RECEIPT

The **DEPARTMENT OF BUDGET AND MANAGEMENT** hereby acknowledges the receipt of your letter/request which has been uploaded to the DBM-Document Management System and routed to the appropriate office/s with the following information:

Sender: AMADEO WATER DISTRICT - COURIER
Document Title: AMADEO WATER DISTRICT - APPROVED ANNUAL BUDGET FOR FY 2022
Document Reference No: 2022-ROIVA-0006820
Date and Time Uploaded: Monday, January 24, 2022 10:42:47 AM
Uploaded By: DBM-RO IVA SHIRDALYN SANTOS
Routed To: Melody Tomo

cc:

Total no. of pages received: 1 copy And 80 pages


The determination of the completeness of the documentary requirements submitted, if any, is subject to the evaluation of the technical person in charge.

This receipt is system generated and does not require signature.

Received by:



**DOCUMENT
MANAGEMENT
SYSTEM**



1/1

Other Professional Services	799	5	02	11	990	16,000.00
Directors and Committee Members' Fee	800	5	02	99	120	774,810.00

**AMADEO WATER DISTRICT
SUMMARY OF BUDGET FOR THE YEAR 2022**

INCOME	Acct. No.					BUDGETED 2022	
Waterworks System Fees	639	4	02	02	090	67,599,000.00	
Registration fees	606	4	02	01	020	2,100,000.00	
Other Service Income	628	4	02	01	990	688,138.80	
Other Business income	648	4	02	02	990	912,000.00	
Interest Income	664	4	02	02	210	17,000.00	
Miscellaneous Income	678	4	06	03	990	690,734.64	72,006,873.44

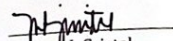
LOANS								
Loans Receivables - LWUA	1	03	01	990	-	-	-	
GROSS INCOME						72,006,873.44	-	72,006,873.44

EXPENSES								
PERSONAL SERVICES								
SALARIES AND WAGES								
Salaries and Wages- Regular	701	5	01	01	010	12,649,140.00		
Salaries and Wages-Casual/Contractual	706	5	01	01	020	192,384.00	12,841,524.00	
OTHER COMPENSATIONS								
Personnel Economic Relief Allowance (PERA)	711	5	01	02	010	1,056,000.00		
Representation Allowance	713	5	01	02	020	192,000.00		
Transportation Allowance	714	5	01	02	030	192,000.00		
Clothing and Uniform Allowance	715	5	01	02	040	264,000.00		
Productivity Incentive Allowance	717	5	01	02	080	1,364,245.70		
Hazard Pay	5	01	02	110	-	-		
Other Bonuses and Allowances	719	5	01	02	990	610,000.00		
Cash Gift	724	5	01	02	150	225,000.00		
Year End Bonuses	725	5	01	02	140	2,213,920.00	6,117,165.70	
OTHER PERSONNEL BENEFITS								
Terminal Leave Benefits	742	5	01	04	030	2,194,683.74	2,194,683.74	
PERSONNEL BENEFIT CONTRIBUTION								
Life and Retirement Insurance Premiums	731	05	01	03	010	1,513,695.60		
Pag-ibig Contributions	732	05	01	03	020	52,800.00		
Philhealth Contributions	733	05	01	03	030	207,830.46		
Employees Compensation Insurance Premiums	734	05	01	03	040	53,400.00	1,827,726.06	
TOTAL PERSONAL SERVICES						-	-	22,981,099.50


MAINTENANCE AND OPERATING EXPENSES							
Labor and Wages	707	5	02	16	010	864,000.00	
Travelling Expense-Local	751	5	02	01	010	191,340.00	
Training Expenses	753	5	02	02	010	573,000.00	
Office Supplies Expenses	755	5	02	03	010	210,499.47	
Accountable Forms Expenses	756	5	02	03	020	573,520.00	
Fuel, Oil and Lubricants Expenses	761	5	02	03	090	2,900,000.00	
Other Office Supplies and Materials Expenses	765	5	02	03	990	59,543.55	
Water Expenses	766	5	02	04	010	8,400.00	
Electricity Expense	767	5	02	04	020	15,695,328.84	
Other Utility Expenses	768	5	02	04	990	3,000.00	
Postage and Courier Services	771	5	02	05	010	9,600.00	
Telephone Expense	772	5	02	05	020	152,040.00	
Internet Subscription Expenses	774	5	02	05	030	89,400.00	
Membership Dues and Contributions to Organization	778	5	02	99	060	24,000.00	
Advertising, Promotional and Marketing Expense	780	5	02	99	010	200,000.00	
Rent/ Lease Expenses	782	5	02	99	050	312,000.00	
Representation Expenses	783	5	02	99	030	72,000.00	
Subscription Expenses	786	5	02	99	070	48,000.00	
Auditing Services	792	5	02	11	020	200,000.00	
Environmental/Sanitary Services	5	02	12	010	201,600.00		
Other Professional Services	799	5	02	11	990	16,000.00	
Directors and Committee Members' Fee	800	5	02	99	120	774,810.00	

Repairs and Maintenance-Buildings and Other Structures	811	5	02	13	040	10,000.00		
Repairs and Maintenance- Machineries and Equipment	840	5	02	13	050	830,000.00		
Repairs and Maintenance- Transportation Equipment	841	5	02	13	060	308,485.18		
Repairs and Maintenance- Furniture and Equipment		5	02	13	070	3,000.00		
Repairs and Maintenance- Infrastructure Assets	854	5	02	13	030	3,087,725.00		
Donations	878	5	02	99	080	30,000.00		
Other Maintenance and Operating Expenses		5	02	99	990	283,200.00		
Extraordinary and Miscellaneous Expenses	879	5	02	10	030	97,000.00		
Taxes, Duties, and Licenses	891	5	02	15	010	1,351,980.00		
Insurance Expenses	893	5	02	15	030	550,000.00		
Fidelity Bond Premiums	959	5	02	15	020	55,000.00	29,784,472.04	
FINANCIAL EXPENSES								
Bank Charges	971	5	03	01	040	1,000.00		
Interest Expense	975	5	03	01	020	877,615.00	878,615.00	
TOTAL MAINTENANCE AND OPERATING EXPENSES							-	30,663,087.04
SEMI-EXPENDABLE EQUIPMENT								
Semi-Expendable Office Equipment Expenses	221	1	04	05	020	225,473.75		
Semi-Expendable Information and Communication Technology Equipment Expenses	223	1	04	05	030	46,443.42		
Semi-Expendable Kitchen Equipment Expenses		1	04	05	160	13,500.00		
Semi-Expendable Other Machinery & Equipment Expenses		1	04	05	190	429,250.00		
Semi-Expendable Furniture and Fixtures Expenses	222	1	04	06	010	3,036.80	717,703.97	
CAPEX								
Land	201	1	06	01	010	700,000.00		
Power Supply Systems	205	1	06	03	050	4,000,000.00		
Water Supply Systems	208	1	06	03	040	5,250,000.00		
Buildings	211	1	06	04	010	600,000.00		
Office Equipment	221	1	06	05	020	65,000.00		
Information and Communication Technology Equipment	223	1	06	05	030	676,345.60		
Communication Equipment	229	1	06	05	070	90,000.00		
Other Machineries and Equipment	240	1	06	05	990	985,000.00		
Transportation Equipment	241	1	06	06	010	160,000.00		
Loans Payable- Domestic	444	2	01	02	040	779,534.00	13,305,879.60	
TOTAL CAPEX							-	13,305,879.60
GENDER AND DEVELOPMENT						3,600,343.67		
OCCUPATIONAL SAFETY AND HEALTH						336,326.04	3,936,669.71	
TOTAL EXPENSES							-	71,604,439.82
NET INCOME FOR THE YEAR 2022							-	402,433.62


Prepared By:


Myrinda J. Cristal
Senior Corporate Accounts Analyst

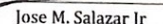
Checked By:


Janet B. Rocillo
Division Manager C

Recommended By:


Nilo C. dela Peña
General Manager

Approved By:


Jose M. Salazar Jr
BOD Chairperson